

WARNINGS

Failure to comply with safety regulations and rules could lead to serious injury and death.

WARNING: This device is not a toy, it can be used by children aged 8 and up and by people with limited physical or mental abilities or with limited knowledge and experience, only if they have been instructed on how to use it and understand the risks and dangers involved.

People with limited physical or mental abilities or with limited knowledge and experience, or animals, could suffocate on swallowing small parts. Always supervise such individuals if they use the device or its accessories under your responsibility.

Before using the product, read the instructions on its proper use carefully. Keep the instructions because they contain important information.

General warnings

- **Magnets** - The microphone contains magnets. Make sure to keep a safe distance between the microphone and objects that might be affected by magnets, such as credit cards or implantable medical devices (e.g., pacemakers). If you are wearing an implantable medical device, ask your doctor before using the equipment. Do not store the equipment near magnetic fields.
- **Radio frequency** - If you are wearing a hearing aid, contact the manufacturer for information regarding radio frequency. Do not use the equipment near devices or systems that emit radio frequencies, such as sound systems or sound towers. Do not use the equipment in healthcare environments, on aircraft or automobile systems that might be affected by radio frequency interference.
- **Explosions** - Turn off the microphone in potentially explosive environments.
- **Cleaning** - Do not use liquid or spray cleaners. Use a dry cloth to clean the product.
- **Foreign bodies and liquids** - Do not insert any kind of object into the microphone, as this could come into contact with dangerous voltage points or cause a short circuit of some components. This could cause fire or electrocution. Keep the microphone dry. Do not spill liquids on the microphone. Do not touch the microphone with your hands or other wet body parts to avoid electrocution. Do not use the microphone outdoors during a thunderstorm.
- **Repair and maintenance** - Do not attempt to carry out maintenance work yourself, as removing or opening covers could release dangerous voltages or create other risks. Allow maintenance work to be carried out by qualified technical personnel.
- **Damage requiring maintenance** - Contact Customer Service for assistance if the following situations occur:
 - a) if liquids have been spilled or objects have fallen on the device;
 - b) if the product has been exposed to rain or water;
 - c) if the product is dropped or damaged;
 - d) if the product performs significantly below standard.
- **Heat** - The microphone can be used in locations with an ambient temperature between -10°C and 40°C. You can store the microphone at an ambient temperature of -15°C to + 40°C. Using and storing the microphone outside the recommended temperature limits could result in damage to the microphone, property, animals or people, or reduce battery life.

Information on batteries

Non-rechargeable batteries must not be recharged. Rechargeable batteries (if removable) must be removed from the product before recharging. Different types of batteries or new and used batteries must not be mixed. Do not try to open batteries. Do not throw batteries into a fire, they may explode or leak. Remove the batteries from the microphone if you intend to store it or not use it for a long time.

Copyright

Copyright © 2023 Giochi Preziosi S.p.A.

- This Manual is protected by international copyright laws.
- No part of this Manual may be reproduced, distributed, translated or transmitted in any form or by any means, electronic or mechanical, including photocopying, recording or storing in any information repository or retrieval system.
- The software, sounds, wallpapers, images, applications and other multimedia content supplied with the device are the property of the copyright holders. Downloading and using these materials for commercial or other purposes is a violation of copyright laws. Full responsibility for unlawful use of media content lies with the users.
- The manufacturer is not liable for any legal disputes arising from the use of copyrighted material by the user of the device.
- The manufacturer is not liable for illegal use of the device.

Trademarks

- "Giochi Preziosi" and "Canta Tu" are registered trademarks of Giochi Preziosi S.p.A.
- All other trademarks and copyrights are the property of their respective owners.



**UK
CA**

INFORMATION FOR USERS OF ELECTRICAL APPLIANCES (DIRECTIVE 2012/19/EU): the symbol of the crossed-out wheeled bin indicates that the equipment at the end of its life is not general municipal waste and the consumer should take it to the special waste collection points in their municipality. The correct disposal of waste helps to avoid possible negative effects on the environment and health, and also promotes the reuse and/or recycling of the materials from which the equipment is made. For more information on special waste collection, please contact your local authorities.

Declaration of Conformity

The Manufacturer Giochi Preziosi S.p.A. declares that the type of radio equipment CTC14 - CANTA TU MICROPHONE complies with Directive 2015/53/EU.

The full text of the EU Declaration of Conformity is published on the website: <https://giochipreziosi.it/condizioni-canta-tu/>

For more information, please contact **Customer Service** on: www.famosa.es

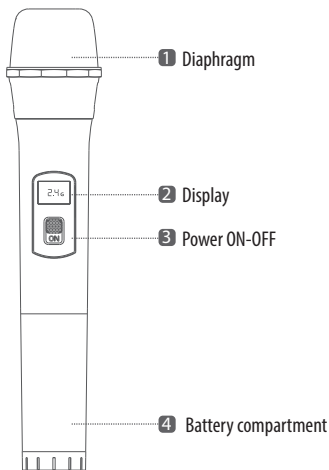
INSTRUCTION MANUAL

What's in the Box:

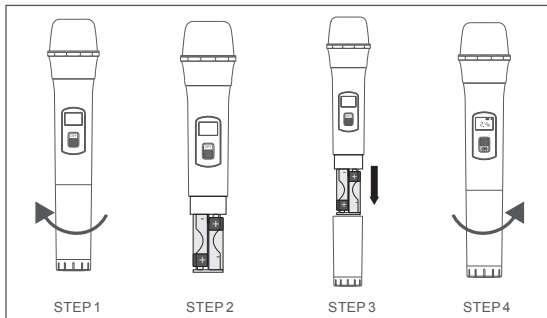
Wireless Handheld Microphone X1
User Manual X1

Microphone Specifications:

Frequencies: 2402MHz-2480MHz
Frequency response:30Hz-20KHz
Working distance: works till 10m
Working current: 30mA
Out Impedance: 600Ω
SNR: ≥90dB
Power supply: 2X1.5V AA battery
Dynamic range: ≥100dB
Sensitive: 5dBuV

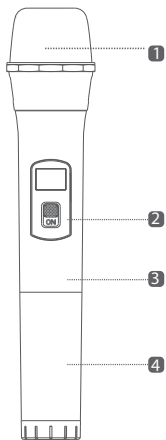


HOW TO INSTALL BATTERIES



Notice: 1. If there is any noise, distortion, dead points when using the system, it may be caused from low batteries, please replace with new batteries. 2. After using it, please turn the switch to OFF. 3. If you will not use this system for a long time, please take out the batteries. Requires 2 x AA 1,5 V batteries (not included) to be inserted into the battery compartment at the correct polarity.

HOW TO USE:



1 - Diaphragm: speak into the diaphragm to convey the voice to the Canta Tu Pro system.

2 - Switch ON/OFF: use this switch to turn on the microphone (ON), or switch it off (OFF).

3 - Transmitter: keep the transmitter pointed toward the Canta Tu system. Remove any obstacles to improve reception. Range up to 10 m.

4 - Battery compartment: turn counter clockwise to open and install 2 AA batteries, make sure the +/- polar is correct (batteries not included).

NOTE: The Canta Tu Pro equipment features two built in frequencies to work simultaneously with 2 wireless Canta Tu Pro microphones. Two additional input ports (MIC 1 and MIC 2) are available on control panel for either wired microphones or Canta Tu Pro microphones with receiver. Canta Tu Pro works with maximum 6 Canta Tu Pro microphones simultaneously.

